

EVALUATION OF PENNSYLVANIA COMMUNITY VIOLENCE INTERVENTION PROGRAMS

PCCD VIP GRANTS SURVEY REPORT

AUGUST 2024

Presented by:

NORC at the University of Chicago

Jeanette Hussemann, PhD

John K. Roman, PhD

Gregory Haugan

Elena Navarro

Sofia Rodriguez

Genevieve Citrin-Ray

Ashley Hendrickson

Lauren Seward

Presented to:

Pennsylvania Commission on Crime
and Delinquency.

Temple University

Heather Goldsworthy, PhD

Caterina Gouvis-Roman, PhD

Max Whitehead-Zimmers

Christina C. Reardon

This project was supported by PCCD Subgrant # 2022-CV-VI-40435, awarded by the Pennsylvania Commission on Crime and Delinquency (PCCD) through the U.S. Department of the Treasury. The opinions, findings and conclusions expressed within this publication are those of the author(s) and do not necessarily reflect the views of PCCD or the U.S. Department of the Treasury.

Table of Contents

Acknowledgements.....	2
Introduction.....	3
Methods.....	3
Survey Description.....	3
Sample Selection and Outreach.....	4
Data.....	5
Results.....	6
Descriptive Statistics.....	6
Monitoring, Evaluation, and Learning Efforts of Grantees.....	10
Conclusion.....	13
Appendix A – Survey Instrument.....	15

Acknowledgements

This project was funded by the Pennsylvania Commission on Crime and Delinquency (PCCD). We are grateful for their support and for the opportunity to conduct this survey.

We would like to thank everyone who took time to share their insight and experiences about their organization's PCCD-funded VIP programs and services in Pennsylvania. We would also like to thank Zoe Miner and Samantha Koch at PCCD for their support and leadership for the overall project.

Introduction

In 2021 and 2022, the Commonwealth of Pennsylvania, through the Pennsylvania Commission on Crime and Delinquency (PCCD), funded nearly 200 Violence Intervention and Prevention (VIP) programs and Coordinated Community Violence Intervention (CCVI) pilot strategies to support communities in efforts to intervene and prevent violence across the Commonwealth. In 2023, PCCD funded NORC at the University of Chicago and Temple University-Harrisburg to document successes, challenges, and lessons learned from PCCD's VIP grantees. In the fall of 2023, NORC developed and distributed a survey for VIP grantees to collect site-specific data on program operations and implementation. This brief summarizes data developed from the 185 grants awarded to 157 organizations who completed the VIP survey.

Methods

Survey Description

The goal of the PCCD VIP Evaluation Survey was two-fold: (1) to facilitate cross-site understanding of key facets of PCCD VIP grant-funded programs; and (2) to facilitate the selection of VIP grant-funded programs into the process evaluation sample ($n = 40$). The survey was created by NORC-Temple through an iterative process that identified the key information necessary to understand each grantee's capacity, leadership, resources, service provision, monitoring efforts, and successes/challenges. Specifically, the 26-question survey gathered details on:

- organizational information (e.g., organization type, primary focus, years in existence),
- the number of VIP grants the organization has received since 2021,
- specific questions for each grant received (e.g., geographic area served, VIP program or service's primary focus, and eligibility requirements),
- monitoring and evaluation practices,
- staffing,
- parameters for success, and
- program sustainability.

The survey was programmed into Qualtrics, a cloud-based survey software platform, and pre-tested by three members of the NORC team to ensure clarity in instructions, skip patterns, and data entry functionality. The survey was also reviewed by Temple and PCCD prior to launch. Depending on the number of grants received, the survey took between 15-20 minutes to complete. The final survey instrument is found in Appendix A.

Sample Selection and Outreach

NORC compiled the survey sample using information provided by PCCD, which included VIP-grant recipient organization names, contact information (i.e., names, phone numbers, and emails), grant IDs, and detailed information regarding grant scope. Duplicate points of contact were removed to ensure each organization was sent only one invitation to participate. The final sample included 168 points of contact that accounted for 189 VIP grants across 158 organizations. NORC began outreach to points of contact at each VIP grant-funded program the first week of December 2023 via email invitations which included a personalized link to the Qualtrics survey. The initial invitation email also included a link to a one-page project summary created by NORC-Temple and a press briefing from PCCD to provide more information on the project's background. The email invitations also informed recipients that the survey could be completed by anyone at the organization who was knowledgeable about the VIP grant-funded activities.

After the initial email invitation, NORC sent out a weekly reminder, requesting that grantees complete the survey by January 16, 2024. A project email and phone number were created to field any questions or concerns among those completing the survey. Due to lower than anticipated response rates, a series of steps were taken to increase responsiveness: (1) PCCD again emailed all of the VIP sites requesting they complete the survey; (2) the data collection period was extended to accommodate respondents who were out of office due to the winter holidays or occupied with the concurrent PCCD 2024 VIP grant application deadline; and (3) NORC staff conducted phone outreach to follow up with sites who had not responded by the first week of January. Phone outreach was supplemental to email reminders and continued until the second week of February. The response rate prior to phone outreach was 42%. After three rounds of phone outreach and six email reminders, the response rate increased to 74%. Data collection ended February 15, 2024. See Table 1 for more information regarding outreach and response rates.

Table 1. Completion Status per Week

Week Ending Date	Web				Activities
	Weekly		Cumulative		
	Total	%	Total	%	
12/9/2023	11	7%	11	7%	Web invitation letter sent on 12/4/23
12/16/2023	20	12%	31	18%	Reminder 1 sent on 12/11/23
12/23/2023	21	12%	52	31%	Reminder 2 sent on 12/18/23
12/30/2023	6	4%	58	35%	Reminder 3 sent on 12/26/23
1/6/2024	12	7%	70	42%	Reminder 4 sent on 1/2/24 (Phone Outreach started 1/4/24)
1/13/2024	12	7%	82	49%	Phone Outreach continued
1/20/2024	18	11%	100	60%	Phone Outreach continued (Reminder 5 sent on 1/19/24)
1/27/2024	14	8%	114	68%	Phone Outreach continued
2/3/2024	2	1%	116	69%	Phone Outreach continued
2/10/2024	3	1%	119	71%	Phone Outreach ended (Last chance email sent out)
2/17/2024	4	0%	123	74%	Data collection ended

To ensure that all VIP grants were accounted for in the survey data, a team of NORC staff members reviewed grant application data for the non-respondent organizations and entered it into the survey. This additional step of data coding was completed by the end of February.

Data

As described above, the survey data presented in this report accounts for 100% of PCCD VIP grant-funded programs, with approximately 74% of organizations completing the survey themselves, and NORC entering in survey responses for the remaining 26% of organizations based on grant application data. Among the NORC-completed survey responses, only one organization refused to participate in the survey, and the rest were non-responders. There were some questions that could not be filled out by the NORC project team; therefore, some variables contain missing or “don’t know” responses. One organization was removed during the data cleaning stage because it was determined that the grant was not awarded or withdrawn, leaving a final dataset of 157 VIP grantees.

Organizations reported a total of 202 grants funded since 2021. These were validated by first matching each grant reported in the survey to PCCD grant records using the grant ID, then asking for clarification from PCCD for any unmatched grants. Based on PCCD feedback, unmatched grants were either dropped (generally because they corresponded to a grant that came from a different funding stream outside the scope of the present analysis) or recoded to an ID that matched PCCD records (because the organization had entered an incorrect ID in the survey). Following this validation process, the final survey data included 185 grants matched to PCCD records. NORC followed up with PCCD to review the grants not accounted for in the original list of grants in PCCD’s records and determined that these

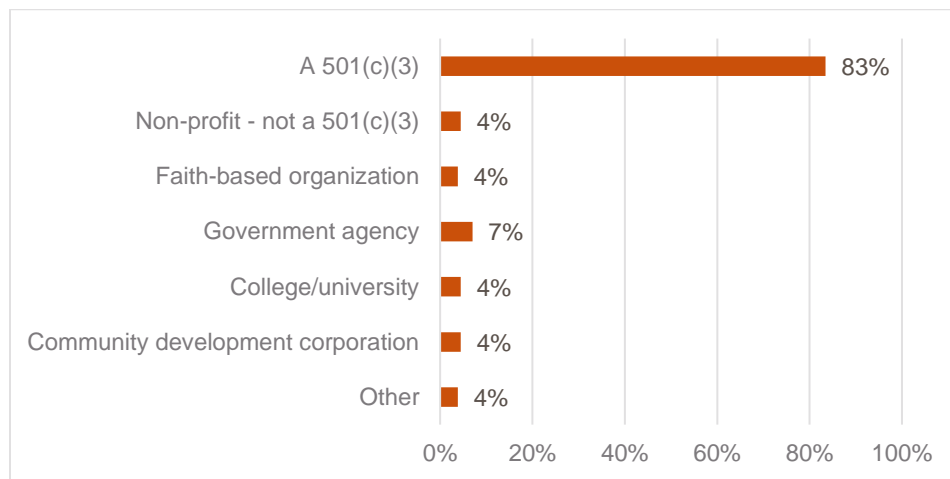
grants had all been closed out and were, in fact, not eligible for inclusion in the survey and analysis. Thus, the survey data accounts for 185 of the 192 grants funded by PCCD between fiscal year (FY) 2021 and FY 2022 under the VIP funding stream.

Results

Descriptive Statistics

Among the VIP grant-funded programs, survey data indicate that, as of early 2024, most organizations (83%) are 501(c)(3) nonprofits, while 4% are nonprofits that are not 501(c)(3) status¹, and 7% are government agencies (see Figure 1). The most common areas of focus of the VIP grantee organizations are community improvement (34%), crime prevention (31%), mentoring or credible messenger outreach and support (26%), education (23%), recreation and after-school activities (21%), employment services (17%), and mental health services (15%). Over half of these organizations (55%) have been in operation for more than 20 years. Most (80%) have received just one PCCD VIP grant since 2021, while 20% received two PCCD grants.

Figure 1. Grantee Organization Type (n=157)

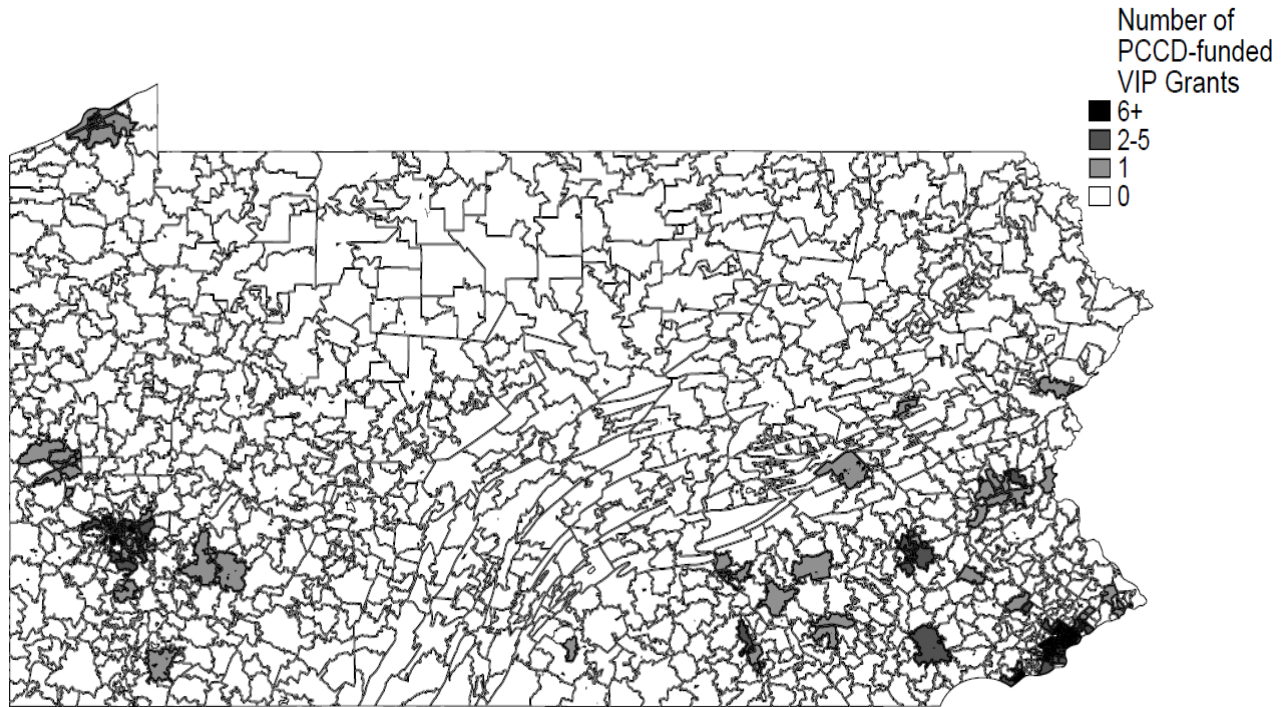


As the map in Figure 2 shows, the major geographic areas covered by PCCD’s VIP grants were Philadelphia and Pittsburgh. Of the 185 grants, 111 (60%) included activities in Philadelphia and/or Bucks, Delaware, or Montgomery Counties; an additional seven (4%) grants had activities in nearby City of Chester. Twenty-eight grants (15%) had activities in Pittsburgh. Outside of these two major areas, eight PCCD VIP grants (4%) included activities in Reading, while another eight (4%) had activities in Harrisburg. Four grants (2%) had activities in Allentown, and another four (2%) had activities in York. A total of 15 grants (8%) had programs that were only active in other parts of the

¹ Due to VIP eligibility requirements, these organizations had fiscal sponsors.

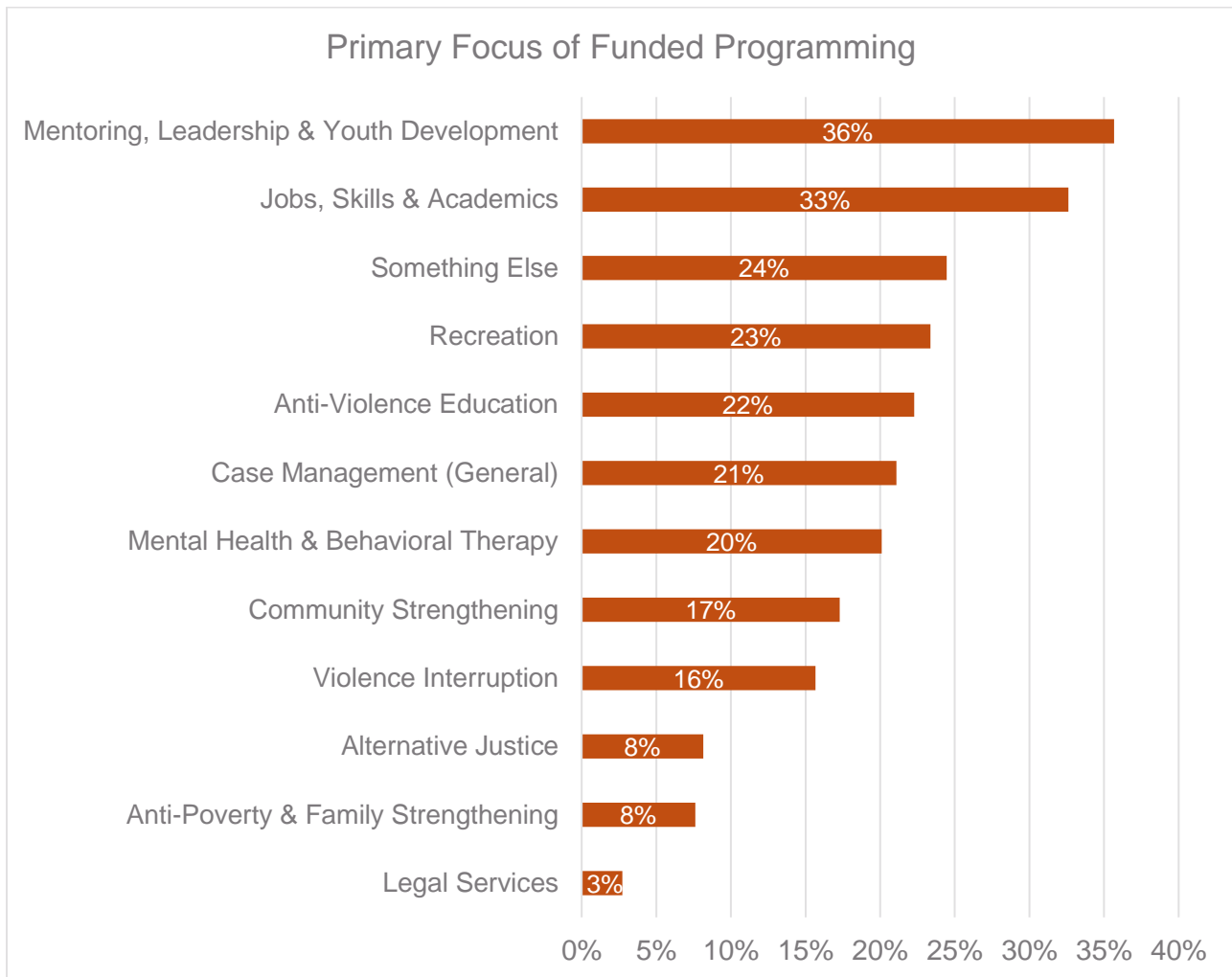
Commonwealth; some areas covered by these grants include Erie, Luzerne County, Lancaster, and Blair County.

Figure 2. Location of PCCD VIP Grant Funding since 2021



VIP grants covered a wide array of services and programming. Approximately 21% of VIP grants funded general case management. In terms of programming broadly focused on human development: 23% of grants funded recreation programs, such as after-school activities, summer camps, or organized sports; 36% funded youth development, leadership, or mentoring programs; and 33% funded jobs, skills, or academic programs such as job placement or referrals, GED preparation, or literacy, academics, or vocational training (see Figure 3). Additionally, 16% of grants funded violence interruption programs, including street outreach, conflict resolution or mediation, and hospital-based or linked violence intervention, and 20% funded mental health or cognitive behavioral therapy programming. Alternative justice programs, including diversion programming, restorative justice, and peer courts, were implemented by 8% of grants, and 3% funded the provision of legal services, including court services, expungements or record sealing, and other legal services and support. Alternative justice programs, including diversion programming, restorative justice, and peer courts, were implemented by 8% of grants, and 3% funded the provision of legal services, including court services, expungements or record sealing, and other legal services and support.

Figure 3. Primary Focus of VIP-Funded Programming²(n=185)



In terms of the number of full- and part-time staff supported by PCCD funding, organizations reported a somewhat high share of grants that did not support any staff or reported that they did not know how many staff the funding supported (see Figure 4). One possibility is that this may be due to organizations using grants to continue existing programming, or that funding may be coming from multiple sources. Just over half (54%) of grants supported 1-5 full-time staff, 11% supported 6-11 full-time staff, and 2% supported 12-15 full-time staff; 13% did not support any full-time staff and 19% did not know how many full-time staff were supported by the grant. In terms of part-time staff, 34% of grants supported 1-5 part-time personnel, 5% supported 6-11, 1% supported 12-15, and another 1% supported more than 15; 29% of grants did not support any part-time staff and 21% did not know how many part-time personnel were supported by the grant.

² Grantees were able to select up to three responses out of a list of 51 response options.

Figure 4. Number of Staff Supported by PCCD VIP Grant Funding (n=185)

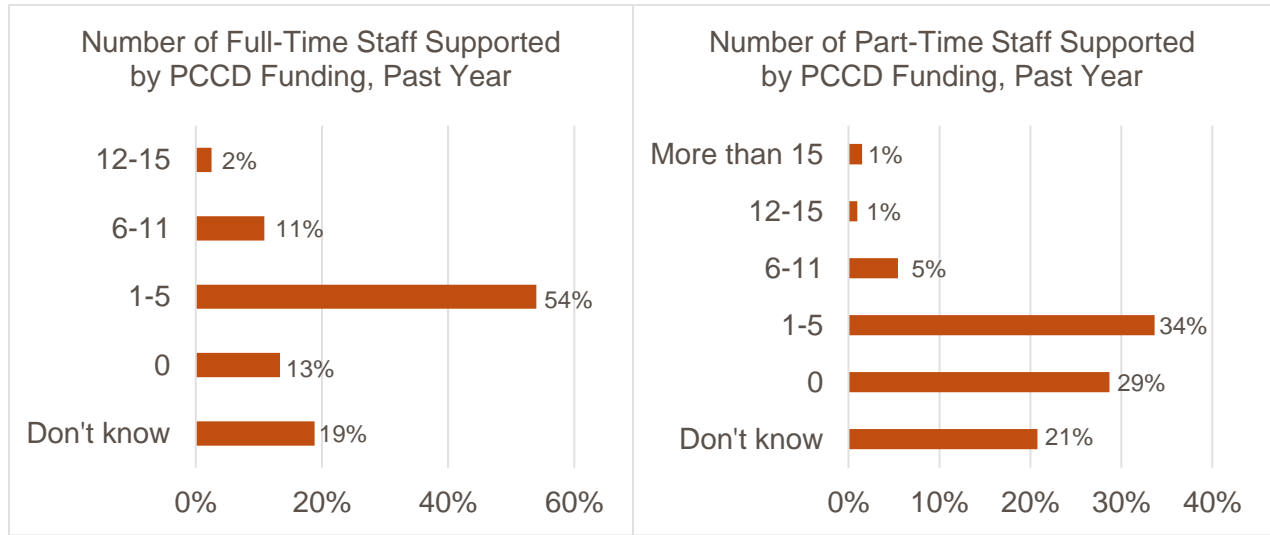














Figure 5 shows the eligibility requirements for PCCD VIP grant-funded services and programming. Services funded by 50% of grants had age eligibility requirements, 41% had eligibility requirements by location of residence, and 11% had gender-based eligibility requirements. Other grants funded services or programming that are more specifically targeted toward high-risk or vulnerable populations: 38% of grants funded services with assessed specific risk requirements (e.g., individuals impacted by gun violence, assault-injured youth, domestic violence victims, etc.), 21% had eligibility requirements that included criminal justice system involvement (e.g., currently on probation, incarcerated within the past year, etc.), 12% accepted participants coming from specific referral sources (e.g., PA Department of Corrections), 3% had substance use or addiction-related eligibility requirements, and 2% had veteran or military service requirements.

Figure 5. Eligibility Requirements for PCCD VIP-Funded Services and Programming³ (n=185)



Which of the following eligibility requirements apply to your PCCD-funded VIP grant service or program?

	Age	50%		Substance Use/Addiction	3%
	Location of Residence	41%		Veteran/Military Service	2%
	Assessed Specific Risk	38%		Another Specific Eligibility Requirement	15%
	Criminal Justice System Involvement	21%		Does not provide direct services	5%
	Exclusive Referral Source	12%		None	6%
	Gender Identity	11%		Don't Know	2%

³ Grantees were able to select all that apply.

The survey also asked organizations about the primary limitations they faced in meeting demand for the services provided through their PCCD VIP grants, which are shown in Figure 6. For approximately 20% of grants, organizations said there was a waitlist to access grant-funded programs or services, while programs for 61% of grants had no waitlist. Respondents indicated staffing difficulties are a common barrier to serving a larger population: 37% of grants indicated that they did not have enough staff to serve more people, 25% mentioned difficulties in finding the right staff, and 35% mentioned they had too little funding to hire the number of staff they need. Just 14% of VIP-grant funded programs and services indicated that they faced no barriers to serving more people and were able to fully meet the demand for their services.

Figure 6. Ability to Meet Demand for Programming (n=185)

 Waiting List to Access Grant-Funded Programs or Services		 Primary Barriers to Serving More People	
Yes	20%	Not enough staff	37%
No	61%	Too little funding	35%
Don't Know	19%	Difficult to find right staff	25%
		No barriers	14%
		Physical space	8%
		Don't know	16%

Monitoring, Evaluation, and Learning Efforts of Grantees

The survey also asked about the monitoring, evaluation, and learning efforts related to each PCCD VIP grant-funded program. Figure 7 shows the share of grants with services or programs that have developed a logic model. The figure divides the grants into those funding intervention and prevention programming. Any grants with services that had eligibility requirements targeting specific risk factors, individuals with criminal justice system involvement, exclusive referral sources, substance abuse, or military service were defined as “intervention” programs. Those who did not have any of these eligibility requirements were coded as “prevention” programs. A slightly higher share of intervention grants (45%) has a logic model associated with them, compared to prevention-related grants (37%). The figure also shows that intervention- and prevention-focused grants are quite similar in terms of their use of evaluation: 21% of grants with intervention programming were evaluated internally, compared to 17% of grants with prevention programming, and 19% of each type of grant were evaluated by an external evaluator.

Figure 7. Use of Logic Models and Evaluation in VIP Grants, by Program Type (n=185)

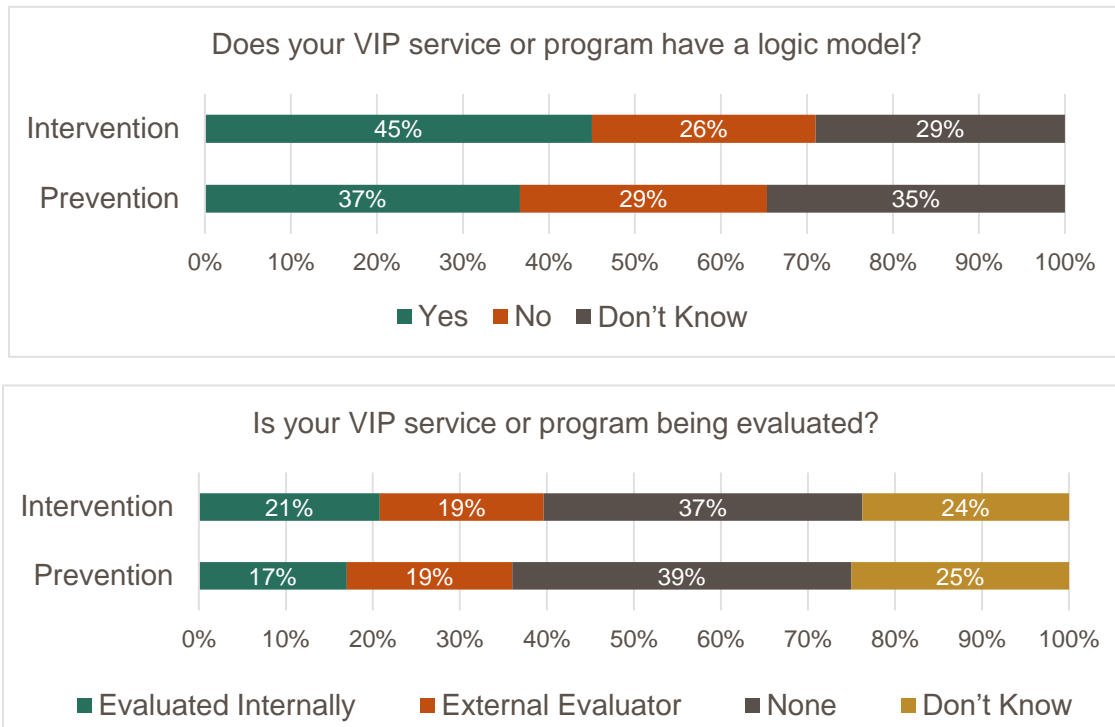


Table 2 shows the share of grants with prevention or intervention programming that received technical assistance or research support. Of the PCCD VIP grants funding prevention programming, 26% received technical assistance from WestEd⁴, 13% received technical assistance from another organization, and 12% received research support, while 37% did not receive any technical assistance or research support and 17% did not know whether or what type of technical assistance and research support, they had received. For PCCD VIP grants funding intervention programming, 28% received technical assistance from WestEd, 20% received technical assistance from another organization, and 16% received research support, while 33% did not receive any technical assistance or research support and 13% did not know whether or what type of technical assistance and research support, they had received.

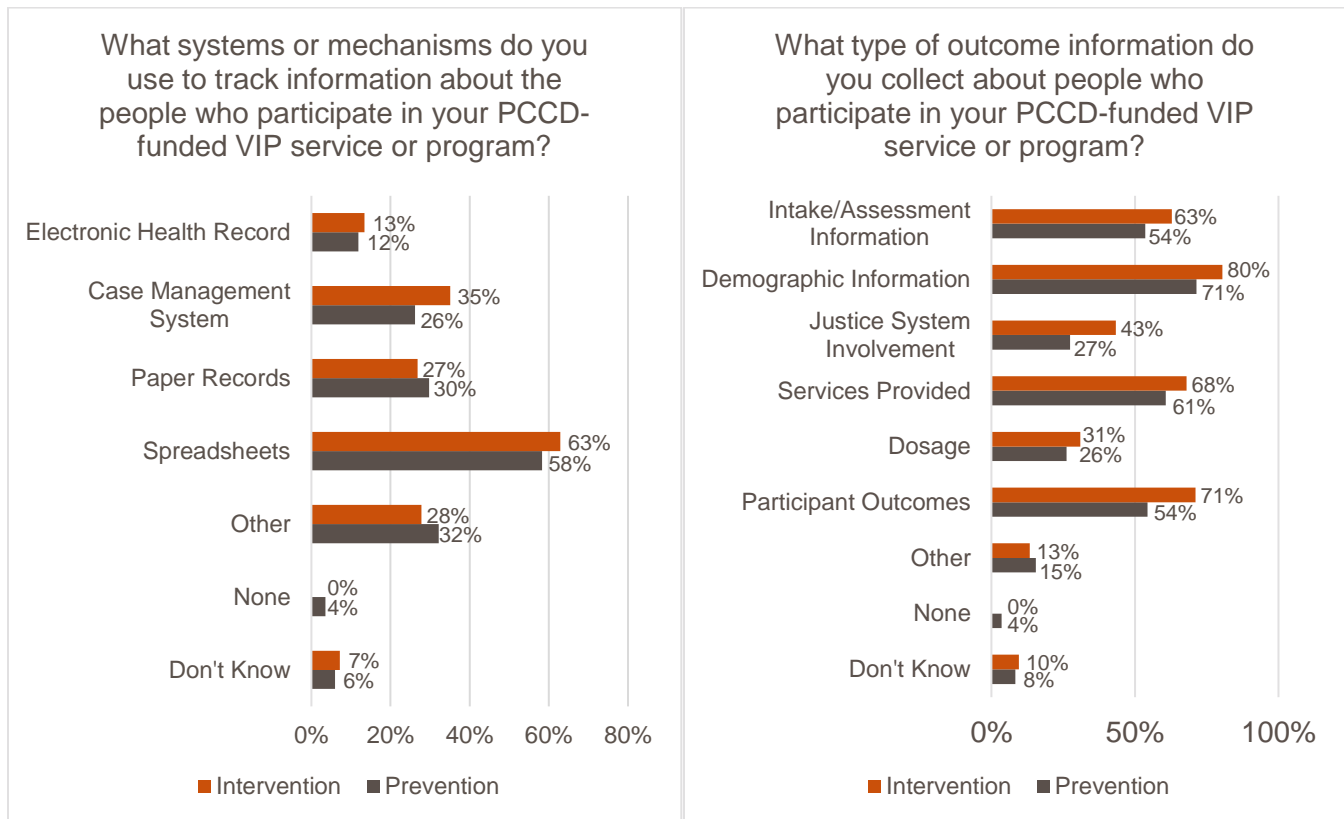
⁴ WestEd is a nonprofit research and development organization with funding from PCCD to provide technical assistance to CCVI and VIP grantees.

Table 2. Technical Assistance and Research Support, by Program Type

Are you working with a consultant or organization to receive technical assistance or research support for your PCCD-funded VIP service or program?						
	Receive Technical Assistance from WestEd	Receive Technical Assistance from Other	Receive Research Support	No Technical Assistance or Research Support	Don't Know	N
Prevention	26%	13%	12%	37%	17%	76
Intervention	28%	20%	16%	33%	13%	105

Figure 8 shows how participant information is collected by PCCD-funded VIP program grants, with results disaggregated by intervention and prevention. The most common systems for collecting participant information were spreadsheets (63% and 58% of intervention and prevention grants, respectively), formal case management database systems (35% and 26% of intervention and prevention grants, respectively), and paper records (27% and 30% of intervention and prevention grants, respectively). All intervention grants collected at least some data about participants, while just 4% of prevention grants did not collect any participant information. In terms of type of data collected, the majority of intervention grants collect demographic information (80%), information about services provided (68%), participant outcomes (71%), and intake or assessment information (e.g., risks, needs, protective factors, etc.) (63%). On the other hand, just 31% of intervention grants collect information on dosage (e.g., when and/or how often services are provided), and 43% of these grants collect information on justice system involvement. A lower share of prevention-focused grants collect participant information for nearly every one of these categories, with 71% collecting demographic information, 61% collecting information on services provided, and 54% for participant outcomes.

Figure 8. Participant Information Collection Systems in VIP Grants, by Program Type⁵ (n=185)



Conclusion

The goal of the program survey was to collect standardized information across grantees about their program structure, model, resources, services, data collection practices, and other information not captured in the grantee program performance data. The findings of the VIP Evaluation Survey revealed that over 80% of VIP grantees are 501(c)(3) nonprofit organizations. These organizations primarily focus on community improvement, crime prevention, mentoring and outreach, education and recreational activities, employment services, or mental health programming. Over half of grantee organizations have been in operation for more than 20 years, and most (~80%) have received a single VIP grant since 2021. Over 60% of VIP grantees are based in the Philadelphia metropolitan area. Funded programs focused on providing services and programming related to youth development and mentoring (36%), jobs and academic/skills programs (33%), recreational programs and after school activities (23%), and case management (21%). Over half of programs reported that the grant funding supported one to five full-time staff, and a third reported that the grant funded one to five part-time staff. Over a third of programs identified not having enough staff and too little funding as primary barriers to meeting demand for programming.

⁵ Grantees were able to select all that apply.

VIP-funded programs commonly have eligibility requirements for program participants. Common eligibility criteria include age (50%), location of residence (41%), specific risk (38%), and involvement in the criminal justice system (21%). NORC used each program's eligibility criteria to classify it as either focused on prevention or intervention. Nearly half (45%) of intervention programs and over a third (37%) of the prevention programs had logic models.

In collaboration with PCCD, NORC will select 40 VIP grants for an in-depth process evaluation and conduct in-person qualitative data with selected grantees. The selection process combines program survey data with PCCD grantee program performance data to stratify the VIP grants by funding amount, programmatic focus (prevention or intervention), and location, ensuring a diverse sample of grants for the evaluation.

Appendix A – Survey Instrument

Welcome!

NORC at the University of Chicago and Temple University are conducting a study of the VIP programs that are funded by PCCD. As a part of this study, which is also funded by PCCD, we are distributing this survey to all grantees to learn about the organizations who received funding from PCCD and the activities, services, and programs that are supported by PCCD VIP grants.

The survey should take about 20 minutes to complete and anyone who is knowledgeable about your PCCD-funding can complete the survey. If you cannot complete the survey all in one sitting, you can return to the survey at a later time.

The information that you share with us through this survey will be used to create a detailed description of PCCD grantees and the type of work that grantees are engaging in, which we will share back with you. We will also be relying on information from this survey to select roughly forty organizations to partner with on a process evaluation study to better understand the implementation of PCCD-funded VIP services and programs, as well as the challenges, successes, perceived outcomes, and lessons learned. Findings from the process evaluation study will also be shared with all PCCD grantees. We worked hard to create a short survey that will produce important descriptive results for Pennsylvania stakeholders interested in and advocating for violence reduction.

If you have any questions about this study or about the survey, or if you prefer to complete the survey over the phone, please reach out to us at VIPEval@norc.org.

Thank you in advance for your participation and for the work that you do.

SURVEY INSTRUCTIONS:

Use the forward and back arrow buttons to navigate through the questions in the survey. Please do not use your browser buttons. To exit the survey at any time, simply close your internet browser window. Any data you have entered before closing will be saved.

Again, we greatly appreciate your time and participation. Let's get started!

Press continue to proceed with the survey.

- Continue

YOUR ORGANIZATION

To begin with, we have some questions about your organization.

1. Is your organization... *Mark all that apply.*

- A 501(c)(3)
- A non-profit but not a 501(c)(3)
- A community development corporation
- A college/university
- A government agency
- A faith-based organization
- A for-profit private firm
- Something else, *please specify* _____

I don't know

2. Which of the following best describes your organization? *Mark all that apply.*

- Advocacy organization
- City or county agency
- College/university
- Correctional facility
- Criminal justice agency
- Day reporting facility
- Federal agency
- Grant-making foundation/philanthropic organization
- Group home
- Halfway house
- Hospital or healthcare provider
- Housing provider
- Independent living facility
- Job training/employment program
- K-12 school
- Religious organization
- State agency
- Substance abuse treatment provider
- Victim service provider
- Something else, *please specify* _____
- I don't know

3. What is your organization's PRIMARY focus? *Please mark up to 3 responses.*

- Advocacy
- Arts, culture, humanities, including museums, libraries and parks
- Community improvement & capacity building
- Crime prevention-related programming, criminal justice-related services
- Dating violence, domestic violence, and/or intimate partner violence
- Drug and alcohol care, including treatment, education, AAA, and other related services
- Education, including GED services and alternative school curricula, and academic skills enhancements
- Mentoring or credible messenger outreach and support (can be at-risk youth or already involved with criminal legal system)
- Employment, including job training and placement
- Environment
- Physical health care, general and rehabilitation
- Housing and shelter, assistance and relocation
- Legal services, including advocacy, expungement, record screening, and other civil services
- Mental health services, including crisis intervention and counseling
- Private grant making foundation
- Reentry services
- Recreation and sports, including afterschool activities
- Religious outreach
- Scientific research
- Victim assistance services
- Something else, *please specify* _____

I don't know

4. For how many years has your organization been in existence?
- Less than 1 year
 - 1 – 3 years
 - 4 – 10 years
 - 11 – 15 years
 - 16 – 20 years
 - More than 20 years
 - I don't know

YOUR PCCD VIP GRANT

5. How many PCCD VIP grants have you received since 2021?
- 1
 - 2
 - 3
 - 4

6. What is the grant number or ID for your VIP grant? If you have more than one VIP grant, please enter one grant number or ID and then answer the questions that follow for that grant.
- Grant 1 _____
 - Grant 2 _____ **[Displayed if Q5= 2, 3, or 4]**
 - Grant 3 _____ **[Displayed if Q5= 3 or 4]**
 - Grant 4 _____ **[Displayed if Q5= 4]**

The next set of questions are about the PCCD VIP grants that you have received. If you have received more than one VIP grant from PCCD, we will ask the same set of questions for each grant.

“Thinking about your first grant: _____” **[NOTE: this pipes in the name that was entered in Q6 for each grant number entered. It repeats for each of the following questions as a reminder for the respondent.]**

7. What is the geographic area served by your PCCD-funded VIP grant service or program?
- Only within a city/county, *specify the city or county* _____
 - Only specific zip code(s) within single jurisdiction, *specify zip code* _____
 - Only specific neighborhood(s), *specify neighborhood* _____
 - Regional (city and surrounding suburbs), *specify region* _____
 - Something else, *please specify* _____
 - I don't know
8. Do you provide direct services to people through your PCCD-funded VIP grant?
- a. No **[skip to Q14]**
 - b. Yes
 - c. I don't know **[skip to Q14]**

9. What is the PCCD-funded VIP service or program's PRIMARY focus? *Please mark up to 3 responses.*
- Advocacy
 - Academic skills enhancement
 - After school activities, recreation, or sports
 - Alternative school curricula

- Anti-violence education
- Basic income support
- Basic needs (clothing, food pantry, identification, etc.)
- Case management – general
- Court services
- Dating violence, domestic violence, and/or intimate partner violence
- Youth or family case reviews multiagency
- Cognitive behavioral therapy/treatment
- Community awareness/Mobilization against community violence
- Conflict resolution and/or conflict mediation
- Crisis response
- Diversion program
- Drug or alcohol education (not treatment)
- Drug or alcohol treatment inpatient
- Drug or alcohol treatment outpatient
- Drug court
- Emergency Shelter
- Expungements/record sealing
- English as a Second Language/translation
- GED/GED prep/literacy
- Family counseling
- Family reunification
- Group home
- Hospital-based/linked violence intervention program
- Housing assistance and/or relocation
- Job training, vocational rehabilitation, computer classes or training (not placement)
- Job referrals
- Job placement -not subsidized
- Job placement - subsidized
- Leadership and/or youth development
- Legal services and supports (can include expungements, record sealing)
- Life skills and/or interpersonal skills
- Mental health services (not including cognitive therapy)
- Mentoring
- Neighborhood/block beautification
- Parent training
- Peer support groups
- Public health education or wellness programs
- Restorative justice programs and supports
- Sports training-focused and/or organized sports
- Street outreach
- Summer camp (including summer sports camps)
- Transportation related services
- Victim assistance services, including victim advocacy
- Wilderness camps
- Youth court/peer court/ youth aid panels
- Something else, *please specify* _____
- I don't know

10. Please indicate which of the following eligibility requirements apply to your PCCD-funded VIP grant service or program. *Mark all that apply.*
- a. Assessed at a specific risk and/or need level, *please specify* _____
 - Criminal justice system involvement (for example, must be on probation, must have been incarcerated within last year, etc.), *please specify* _____
 - Exclusive referral source (for example, PA Department of Corrections), *please specify* _____
 - Gender identity, *please specify* _____
 - Location of residence, *please specify* _____
 - Specific age group, *please specify* _____
 - Substance use/addiction, *please specify* _____
 - Veteran/military service, *please specify* _____
 - Another specific eligibility requirements, *please specify* _____
 - We do not have any eligibility requirements.
 - I don't know
11. Are there any groups of people who are excluded from participating in your PCCD-funded VIP service or program?
- No
 - Yes, *please explain* _____
 - I don't know
12. Is there a cap on the number of people your PCCD-funded VIP service or program can serve per month, year, or in total?
- No
 - Yes, per month, *please explain* _____
 - Yes, per year, *please explain* _____
 - Yes, in total, *please explain* _____
 - I don't know
13. Is there currently a waiting list for your PCCD-funded VIP service or program?
- No
 - Yes, *please explain* _____
 - I don't know
14. What are the primary barriers to serving more people through your PCCD-funded VIP service or program? *Mark all that apply.*
- Difficult to find the right kind of staff/skilled staff to lead the service/s or program
 - Not enough staff
 - Takes too much time to organize the service/s or program
 - There is not the need for the service/s or program
 - Too little funding to support the service/s or program
 - Physical space is too small
 - Another reason, *please explain* _____
 - There are no barriers. We are able to serve everyone who wants to participate.
 - I don't know
15. Does your PCCD-funded VIP service or program have a "logic model"? A logic model is a written diagram that documents service or program resources/inputs, outputs, and outcomes.
- No
 - Yes

- I don't know
16. What systems and/or mechanisms do you use to track information about the people who participate in your PCCD-funded VIP service or program? *Mark all that apply.*
- Electronic Health Record
 - Formal case management database system
 - Paper Records
 - Spreadsheets (electronic, e.g., Excel)
 - Something else, *please explain* _____
 - We do not track information about participants **[skip to Q20]**
 - I don't know **[skip to Q20]**
17. What type of information do you collect about people who participate in your PCCD-funded VIP service or program? *Mark all that apply.*
- Intake and/or assessment (e.g., risk, needs, protective factors, etc.) information
 - Demographic information (e.g. age, gender, race/ethnicity)
 - Criminal justice system involvement
 - Services provided
 - Dosage (e.g. when and/or how often services are provided)
 - Participant outcomes
 - Something else, *please explain* _____
 - I don't know
18. **[IF Q17 == Participant outcomes]** What type of outcome information do you collect about people who participate in your PCCD-funded VIP service or program? *Mark all that apply.*
- Employment
 - Education
 - Substance Use
 - Mental Health
 - Health
 - Housing
 - Legal-related issues
 - Parenting, family re-unification, fatherhood, etc.
 - Criminal justice system involvement
 - Progress on Reentry Plan
 - Something else, *please explain* _____
 - We do not collect outcome information **[skip to Q20]**
 - I don't know **[skip to Q20]**
19. **[IF Q17 == Participant outcomes]** What type of data does your outcome information rely on?
- Self-report information
 - Administrative data collected from government agencies
 - Administrative data collected from nongovernmental agencies
 - A combination of self-report data and administrative data
 - Something else, *please explain* _____
 - I don't know
20. How does your PCCD-funded VIP service or program define success (i.e, your key end goal)?
- Write in _____

- I don't know
21. Are you working with a consultant or organization to receive technical assistance or research support for your PCCD-funded VIP service or program? *Mark all that apply.*
- Yes, we receive technical assistance from WestEd
 - Yes, we receive technical assistance from someone else
 - Yes, we receive research support
 - No, we do not receive technical assistance or research support
 - I don't know
22. Is your PCCD-funded VIP service or program being, or has it previously been, evaluated by an internal or outside evaluator?
- No, not currently nor previously evaluated
 - Yes, evaluated internally
 - Yes, evaluated by an external evaluator
 - I don't know
23. How many full-time staff has the PCCD-funding supported over the past year?
- 0
 - 1 – 5
 - 6 – 11
 - 12 – 15
 - 16 – 20
 - More than 20
 - I don't know
24. How many part-time staff has the PCCD-funding supported over the past year?
- 0
 - 1 – 5
 - 6 – 11
 - 12 – 15
 - 16 – 20
 - More than 20
 - I don't know
25. Do you plan to obtain additional funding to sustain your PCCD-funded VIP service or program?
- No
 - Yes
 - I don't know
24. Is there any additional information we should know about the responses that your provided about your PCCD-funded VIP service or program?
- Write in _____

[IF Q5 == >1 then loop to Q6 – Q26 for the amount of grants indicated then end]

Thank you so much for completing this survey, we really appreciate your time!
Again, if you have any questions about this study or about the survey, please reach out to us at
VIPEval@norc.org.